



SchoolMint Enroll **2.4**

Release Targeted for July 16, 2024



Enroll 2.4 Features

- User Experience Updates
 - Saved Views Usability Improvements
 - Guardian access banner notice + Guardian access is disabled page
 - Guardian Theme preview and accessibility warning
 - Notes Improvements
 - Quick links for admin emails
 - Failed Sync Error Code filter
- SchoolFinder Updates
- TEA (Texas Education Agency) Features



Feature Highlight

User Experience Updates



Saved / Dynamic Views Improvements

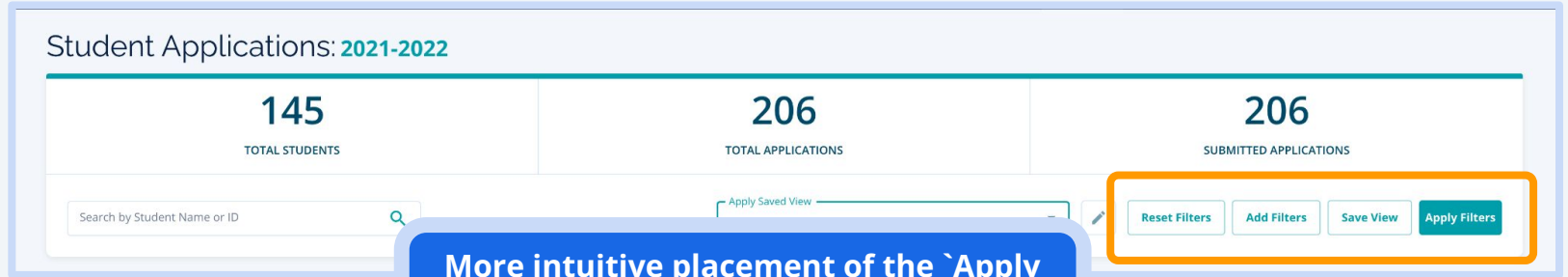
Student Applications: 2021-2022

145 TOTAL STUDENTS	206 TOTAL APPLICATIONS	206 SUBMITTED APPLICATIONS
-----------------------	---------------------------	-------------------------------

Search by Student Name or ID

Apply Saved View

Reset Filters Add Filters Save View Apply Filters



More intuitive placement of the `Apply Filters` button at the top of the page for the Application and Registration modules.

The `Save View` button will only become clickable (active) once the `Apply Filters` button has been used.

Guardian Access Alerts

The screenshot displays the 'Date & Time' settings tab in the SchoolMint Enroll system. A modal titled 'Select a School Year' is open, with the following text: 'You have not selected a school year in the Guardian Access column. You must select a school year for guardians to access Enroll. Importing will not be available for years that do not have Guardian Access enabled. Do you want to continue without selecting a school year for guardian access?'. The modal has two buttons: 'No, Cancel' and 'Yes, Continue'. A yellow arrow points from the modal to a blue callout box on the right. The callout box contains the text: 'On the Date & Time settings tab, if NO school years are enabled for guardian access, an alert modal is displayed to admins that guardians cannot access the site. Importing and exporting abilities are disabled for any years without guardian access. When guardian access is disabled for all years, a yellow banner is displayed to admins. The banner may be closed out, but will reappear upon logging in.' Below the callout box, another yellow arrow points to a yellow banner at the bottom of the interface. The banner contains the text: 'Guardian access is disabled. Guardians are not able to view or take actions on their dashboard. Importing is not available for years that do not have Guardian Access enabled.' The interface also shows 'Application Dates', 'Registration Dates', 'Timezone' (Central Time), and 'School Years' (Default).

Select a School Year

You have not selected a school year in the Guardian Access column. You must select a school year for guardians to access Enroll. Importing will not be available for years that do not have Guardian Access enabled.

Do you want to continue without selecting a school year for guardian access?

No, Cancel Yes, Continue

On the Date & Time settings tab, if NO school years are enabled for guardian access, an alert modal is displayed to admins that guardians cannot access the site. Importing and exporting abilities are disabled for any years without guardian access.

When guardian access is disabled for all years, a yellow banner is displayed to admins. The banner may be closed out, but will reappear upon logging in.

Poboy Academy | Date & Time: 2021-2022

SchoolMint Enroll

Dashboard Students Applications Lotteries Registrations Reports Events Users

Guardian access is disabled. Guardians are not able to view or take actions on their dashboard. Importing is not available for years that do not have Guardian Access enabled.

Guardian Access Disabled - Guardian View

 SchoolMint Enroll

This enrollment website is currently unavailable.

Please contact Poboy Academy for more information.

This page is displayed to families when guardian access is disabled for all years.

Content may be updated with these platform content keys:

- general.pageNotAvailable
- general.pageNotAvailable.contact

Setting Guardian Theme Colors

Confirm that your site's color theme does not cause accessibility issues for families.

When the color contrast measurement is less than 3:1, a warning will appear that the color selection does not meet the minimum level for AA accessibility.

Select Primary Color: #BCD9DB

Select Secondary Color: #072044

Guardian Theme Preview:

Colors selected do not pass web accessibility standards, It could be challenging for guardians to navigate. We recommend updating the selected colors.

Favicon 2021-2022

SchoolMint Enroll

Preview Button Preview Button +

Notes Improvements

Bulk Actions 0 / 38 Selected

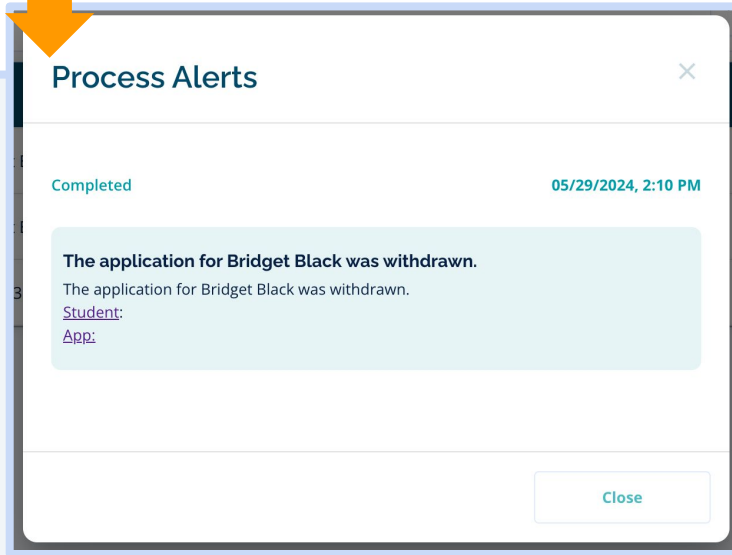
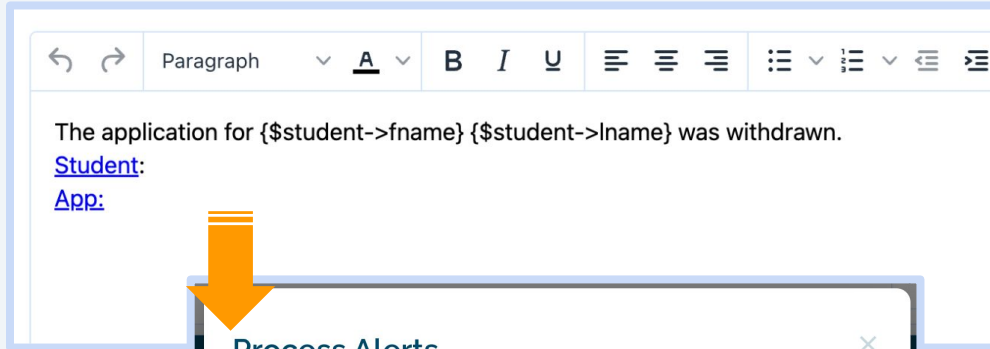
Applied Filters: Submitted Not Withdrawn Lottery List Waiting List

	App#	Full Name	Rank	Program	Grade	Priority	Sub Lottery	Current WL #	Date	sta	Action	2 notes
<input checked="" type="checkbox"/>	2	Adrienne Banks	1	East West Middle - Dual...	6	Multiple Sibs Enrolled	2	2	2021-10-21 11:38:59	In	  	2 notes
<input type="checkbox"/>	2	Adrienne Ponce	0	East West - IB Program	6	Multiple Priorities (2)	1	2	2022-11-07 11:34:48	E	  	
<input type="checkbox"/>	1	Aimee Erickson	2	East West Middle - Dual...	5	Competed Training	1	2	2023-07-13 12:49:23	E	  	
<input type="checkbox"/>	2	Amber Adams	2	East West Middle - Dual...	6	Competed Training	1	3	2022-03-11 12:16:42	E	  	
<input type="checkbox"/>	1	Autumn Walker	1	East West Middle - Dual...	6	No Priority	3	4	2022-03-31 15:28:10	E	  	
<input type="checkbox"/>	1	Cheyenne Aguilar	1	Puppy School	5	No Priority	3	1	2022-03-22 06:52:48	E	  	
<input type="checkbox"/>		Christine e Morris	1	East West Middle - Dual...	7	No Priority					  	

When a note has been added to a student, application, or registration record, the note icon will be highlighted.

When hovering over the note icon, a tooltip will indicate how many notes are present.

Dynamic Variable Links for Admin Emails



Three new field variables are available for admin email templates as quick links to the student, application, or registration record.

- **Student:**
{student->admin_link}
- **Application:**
{application->admin_link}
- **Registration:**
{registration->admin_link}

These links are only available for admins at this time.

Failed Sync Error Code Filter

A new Error Code filter has been added to the Registration module.

Sync Status:

Status

Failed

Error Code

Invalid

Best practice: display the Error Code in a Saved View by adding the column `registration.sis_error`, then copy the Error Code description into the new filter.

Add or Edit Field

Use the menus below to select a field to display in this view.

Select Record *

Registration

Select Field *

sis_error

How would you like this field labeled?

Field Label *

Sync Error

Cancel

Save Field

Last Sync

-06-21 18:05:15

-04-19 08:18:30

Partial Sync

2024-03-17 23:14:13

Partial Sync

2024-04-02 12:07:06

Partial Sync

2024-03-20 10:06:13

Sync Error

The student record was syn...

The student record was syn...

The student record was syn...

The student record was syn...



Feature Highlight

Make SchoolFinder School Centric



Current SchoolFinder

Your search found 17 school program(s).

Sort by: BEST FIT DISTANCE A-Z SEAT AVAILABILITY

COMPARE ALL FILTER BY INTEREST SHOW ALL PROGRAMS SHARE

Enter and select: Select grade level

Foothill Elementary School - Choice Program
at Foothill Elementary School
603 E 6th Ave, Denver, CO 80203
Seat Availability Information | Grades: K - 5

Foothill Elementary School - Gen Ed
at Foothill Elementary School
603 E 6th Ave, Denver, CO 80203
Seat Availability Information | Grades: K - 5

Gaines High School - Choice Program
at Gaines High School
1891 Curtis Street, Denver, CO 80202
Seat Availability Information | Grades: 9 - 12

Gaines High School - Gen Ed
at Gaines High School
1891 Curtis Street, Denver, CO 80202

Map of Denver area with location pins.

1 result per program

1 school can take up the entire page if it has multiple programs

Families may not understand the distinction between programs and schools

SchoolFinder 2.0

Your search found 10 school(s).

SEAT AVAILABILITY CHART FAVORITES

SORT BY FILTERS CLEAR FILTERS SHARE

Enter and select year: Select grade level:

COMPARE ALL EXPAND ALL Search

Foothill Elementary School
1607 South Broadway, Denver, CO 80210
Grades: K - 5
2 Programs : Open for more information

Gaines High School
300 Cherokee Street, Denver, CO 80223
Grades: 9 - 12
2 Programs : Open for more information

Lincoln Elementary School
1860 Lincoln Street, Denver, CO 80203
Grades: K - 5
2 Programs : Open for more information

Madison Middle School
3325 West 16th Avenue, Denver, CO 80204
Grades: 6 - 8
2 Programs : Open for more information

Map of Denver area with location pins.

1 result per SCHOOL

Each school shows the number of programs it offers

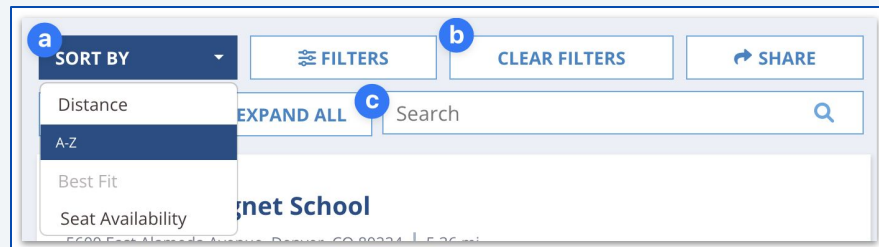
Families can click to expand program details

Sorting, Filtering, and Searching are done at the school AND program level.

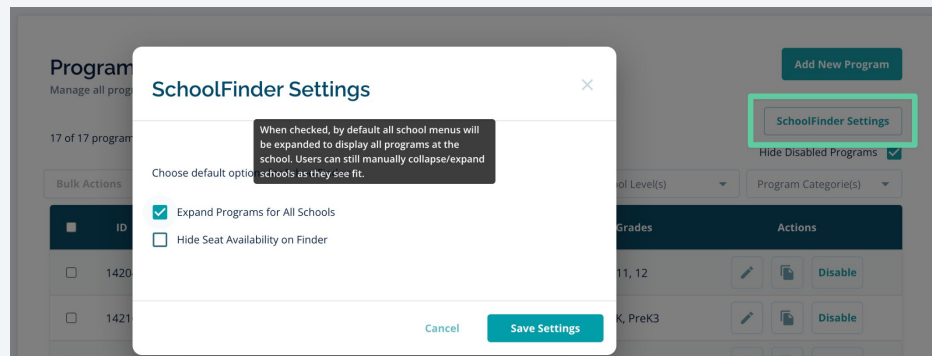
What else is new?

Updated Actions

- a) Sort options moved into a dropdown menu
- b) "Show All Programs" button renamed to "Clear Filters"
- c) New "Expand All" / "Collapse All" button to toggle programs



In Enroll, a new **"SchoolFinder Settings"** button is located on the **Programs settings** page, plus a new setting for controlling whether programs should be expanded or collapsed by default.



What did not change?

Program Profile Setup

All school offerings must still be set up on a **per-program** basis, even if all programs at the school have the same offerings.

Programs must still be set to **Show in SchoolFinder** to be included in SchoolFinder results.

The screenshot shows the 'Manage Schools & Programs' interface for the 2022-2023 school year. The main heading is 'Achieve Magnet High School - Choice Program' with an 'Edit' link. Below this, there are tabs for 'PROGRAM INFORMA...', 'PROGRAM ELIGIBILITY', 'APPLICATION SETTIN...', 'LOTTERY SETTINGS', and 'SCHOOLFINDER'. The 'SCHOOLFINDER' tab is active, showing a checkbox labeled 'Show Achieve Magnet High School - Choice Program in SchoolFinder' which is checked. A 'Program Offerings' modal is open, listing various offerings with checkboxes: 'Dual Credit' (unchecked), 'Gifted & Talented' (unchecked), 'Humanities' (checked), 'IB Program' (unchecked), 'STEAM' (checked), and 'Tutoring' (unchecked). There is also an 'Advanced Placement' section at the bottom of the modal.

Profiles (and Compare, Favorite, Apply) are still accessible at the **program** level, not the **school** level, in the SchoolFinder.

Achieve Magnet High School

4053 West 21st Avenue, Denver, CO 80212 | 3.40 mi

Grades: 9 - 12

1 Program : Open for more information

Achieve Magnet High School - Choice Program

Grades: 9 - 12

COMPARE

FAVORITE

PROFILE

APPLY NOW



Feature Highlight

TEA (Texas Education Agency) Features



Enabling TEA

Sync Service Settings

- Sync Service Imports - Disable updates from import data after application or registration form has been started
- Sync Service Imports - Disable updates from import data after registration is exported
-
- Create a new student record during import when the Student District ID field is empty
-
- Enable TEA (Texas Education Agency)

TEA features are toggled on by SchoolMint staff on the Internal Settings tab.

For each School Group, indicate if the schools will use the TEA features.

Texas: Edit

Group Information

Group Name *
Texas

Group Code *
ORG1

Boundary Settings

Select Shape File

Re-Registration Rule

Select Re-Registration Rule

Texas Education Agency (TEA)

- Enable TEA for all schools in this group

When enabled, all schools assigned to this school group will display a TEA tab under School Settings.

East West Middle: Edit

PRIMARY SCHOOL ELIGIBILITY REGISTRATION SETTINGS FEEDER SCHOOLS **TEA**

Texas Education Agency Settings

TEA School ID
9999999999

TEA District ID
9999999999

For each school in the School Group using TEA, a new TEA tab will appear where the TEA School ID and TEA District ID are stored.

Create the TEA Connection in Sync Service

Sync Connection

Configure a sync connection to import student or application data into SchoolMint Enroll, or to export registrations from SchoolMint Enroll.

Name *
Texas TEA (Austin)

Select Connection Type *
Texas Educations Agency (TEA)

Set Up Sandbox Sync Set Up Production Sync

[View instructions](#) to set up a Sync connection with your SIS.

Sandbox
This is the connection information for where your sandbox instance of SchoolMint Enroll should sync.

URL *
https://odsprod.tea.texas.gov/odsedfiapistg2024

Client ID *
ynEZ3kEt0QH5

Client Secret *
.....

Connect

A new API sync connection type is available: Texas Education Agency (TEA).

Multiple TEA connections can be created, if needed.

Set the TEA Connection

ABBA Academy: [Edit](#) Cancel Save Program

PROGRAM INFORMATION PROGRAM ELIGIBILITY APPLICATION SETTINGS LOTTERY SETTINGS SCHOOLFINDER

School*
ABBA Academy

Program Category*
Choice Schools

Program Name*
ABBA Academy

Sync Connection
Texas TEA

Program Abbreviation
AA

For each program sending data to TEA, select "Texas TEA" as the sync connection.

The sync connection can also be set in bulk for several programs.

Programs
Manage all program information and settings.

21 of 21 programs loaded

Bulk Actions	ID	ABBA	School Level			
<input checked="" type="checkbox"/>	5210	AA	6, 7, 8			
<input checked="" type="checkbox"/>	14731	AA	6, 7, 8			
<input checked="" type="checkbox"/>	14732	AA	2, 3, 4, 5, 6, 7			
<input checked="" type="checkbox"/>	5021	EWIP	East West - IB Program	Choice Schools	Y	6, 7, 8
<input checked="" type="checkbox"/>	5022	EWMDL	East West Middle - Dual Lang...	Choice Schools	Y	5, 6, 7

Bulk Update Sync Connections

Set 17 selected programs to use the following Sync Connections:

Sync Connections
Texas TEA

Cancel Update Programs

Configure the TEA Mapping in Sync Service

Application 12/16 Mappings 75%

From SchoolMint Enroll Field	Mapping Type	To Texas Educations Agency (TEA) Field	< Mapped Value >	Overwrite
	Direct	id	N/A	
applications.id	Direct	applicationIdentifier	45884	<input type="checkbox"/>
students.tea_uniqu...	Direct	studentUid	2024061800	<input type="checkbox"/>
—	Transf...	SSN	002-02-0002	<input type="checkbox"/>
	Direct	S-ID	N/A	
students.fname	Direct	firstName	Anna	<input type="checkbox"/>
	Direct	middleName	N/A	
students.lname	Direct	lastName	Tucker	<input type="checkbox"/>
	Direct	maidenName	N/A	
—	Transf...	birthDate	10-07-2011	<input type="checkbox"/>
students.gender	Match ...	sexDescriptor	uri://tea.texas.gov/SexDescriptor#M	<input type="checkbox"/>
student_annual_gra...	Match ...	entryGradeLevelDescriptor	uri://ed-fi.org/GradeLevelDescriptor#Seventh...	<input type="checkbox"/>
—	Transf...	applicationDate	04-09-2024	<input type="checkbox"/>
—	Transf...	applicationTypeDescriptor	uri://tea.texas.gov/ApplicationTypeDescriptor...	<input type="checkbox"/>
—	Transf...	schoolYearTypeReference.schoolYear	2024	<input type="checkbox"/>
—	Transf...	educationOrganizationReference.educationOrganizationId	227816	<input type="checkbox"/>

The field `educationOrganizationReference` is pre-configured to concatenate the TEA School ID and TEA District ID. No additional transformation is needed.

TEA Specific Fields

 **Adrienne Banks**

Student ID: 5039824

Guardian(s) [Add/Manage](#)

976740: Elizabeth Briney

SIS Student ID	S ID S93456
Unique ID 1234567891	SSN 001-01-0001

When TEA is enabled, three (3) additional fields appear in the admin view for student application and registration forms. Each field includes data validations to meet TEA formatting requirements.

- **S- ID:** The S-ID should be 9 digits total. Only numeric values are allowed after the "S" and numeric numbers can not be fully repeated (i.e. S111111111 is invalid).
- **Unique ID:** All values must be 10-digits and leading 0s are not permitted.
- **SSN:** All values should appear in the following numeric format: 001-01-0001. The first three digits must be between "001" and "899" (excluding "666"). The fourth and fifth digits must be between "01" and "99". The last four digits must be between "0001" and "9999".
 - The SSN field has "soft validation" so that it can be saved (and not blocked), even if the number is not formatted as required.

Syncing TEA Data

Syncing the Waiting List is required each September and is done from the Applications module.

Choice Application 2021-2022: [Edit](#)



Withdraw

Sync to TEA

View Flags

View

Go to Student Profile

Sync an individual application

Bulk Actions 31 / 31 Selected

- Send Email/Text Message
- Update Application Status
- Download Forms/ Attachments
- Sync to TEA API
- Resend Recommendation Requests
- Export

Bulk sync applications

Sync Application to TEA

You are about to sync 31 Applications to your SIS. Doing so will update their sync status, and possibly update data for this student in your SIS. This process will run in the background.

Cancel

Proceed With Sync

Syncing TEA Data - New Filters in the Applications Module

When TEA is enabled, Sync Status and Last Sync filters are available in the Application module.

When TEA is enabled, Sync Status and Last Sync filters are available in the Application module.

Sync Status:
Status

Last Sync:
From [calendar icon] To [calendar icon]

Sync Status and Last Sync columns are included in the Standard View in the Application module for TEA users.

Sync Status	Last Sync
Succeeded (PA)	2024-06-21 18:05:15
Partial Sync	2024-04-19 08:18:30
Partial Sync	2024-03-17 23:14:13
Partial Sync	2024-04-02 12:07:06
Partial Sync	2024-03-20 10:06:13

Failed Error Code Filter

A new Error Code filter has been added to the Registration and Application modules.
*Only available in Applications module if TEA is enabled.

Sync Status:

Status

Failed ✕

Error Code

Invalid

Best practice: display the Error Code in a Saved View by adding the column `registration.sis_error`, or `applications.sis_error`. Then, copy the Error Code description into the new filter.

Add or Edit Field

Use the menus below to select a field to display in this view.

Select Record *
Registration

Select Field *
sis_error

How would you like this field labeled?

Field Label *
Sync Error

Cancel

Save Field

Last Sync	Sync Error
-06-21 18:05:15	
-04-19 08:18:30	The student record was syn...
Partial Sync 2024-03-17 23:14:13	The student record was syn...
Partial Sync 2024-04-02 12:07:06	The student record was syn...
Partial Sync 2024-03-20 10:06:13	The student record was syn...

TEA Reports

TEA Reports



TEA Reports

A default TEA report template is located under the new TEA Reports category. You will make a copy and customize the report before using it.

★	Report Name	Access	Created By	Created At	Last Run	Actions
☆	Default TEA	Globally Available to All Users	System	06/25/2024 05:16 PM		Run View

Report Name *
Default TEA

Report Categories

Sort Report Data by:
Select Field

Ascending Descending

Manage Fields/Columns: [Add Columns](#)

Data Model	Field	Label	Actions
-	-	Record Type	
-	-	Current School Codes	

Description
TEA default report

Access Settings

Private Report (only accessible to you)

Globally Available to All Users

Share with User Groups and/or Programs

Manage Filters:

Data Model	Field	Operator	Value
School_annual	tea_district_id	IS	CODE
Lottery_rankings	lottery_list	IS	waiting
Lottery_rankings	accepted	IS	-1

Certain fields in the TEA report contain pre-configured transformations to meet TEA data requirements and cannot be edited or removed.

Additional filters may be included in your copy of the report, but not in the template.

TEA Reports

The image displays two side-by-side screenshots of the 'Add Filters' dialog box in a report builder interface. Both screenshots show a filter configuration for 'school_annual.tea_district_id' with the operator 'IS' and an expected value. In the left screenshot, the expected value is 'CODE'. An orange arrow points from this field to the right screenshot, where the expected value has been updated to '2081'. Both screenshots also show two other filters: 'lottery_rankings.lottery_list' with operator 'IS' and expected value 'waiting', and 'lottery_rankings.accepted' with operator 'IS' and expected value '-1'. The interface includes 'Match ANY ALL of the following conditions' options, 'Add Condition' buttons, and 'Cancel' and 'Apply Filters' buttons at the bottom right.

When making a copy of the report template, you must update the filter for `tea_district_id`. Use the TEA District ID for the group of schools you wish to include in the report.

TEA FAQs

Q: What is my TEA School ID and TEA District ID?

A: Confirm with your district office for specific steps and instructions.

Q: Where do I find my client secret?

A: This is a unique value generated by each customer for their instance.

Q: Where do I find my Education Organization ID?

A: This ID is a combination of the TEA School ID and TEA District ID

- The TEA report field in Enroll (`educationOrganizationReference`) is already configured to display this information in the required formatting.

Q: Can I have different sync connections?

A: Yes, be sure to assign the connection correctly to each program.

Q: Am I required to use SSN AND S-ID?

A: TEA will require either SSN OR S-ID.

Q: Can I import data into the fields TEA School ID and TEA District ID?

A: YES! These fields have been added to the `school_annual` table.

- `\school_annual.tea_district_id\`
- `\school_annual.tea_school_id\`

Q: Can I add Unique ID and S-ID to my form if needed?

A: YES! Both fields have been added to the form builder and are available when TEA is enabled.

Thank you!