



SchoolMint Enroll **2.3**

Release Date: April 23, 2024



Enroll 2.3 Features

- Updating Lottery Cutoff Numbers
- Lottery Readiness Dashboard
- Student Profile Updates
- Workflow Notifications for Registration
- Field Encryption: SSN
- Skyward Updates - OAuth 2.0





Feature Highlight

Cutoff Numbers Update



Cutoff Numbers Update

Save Cutoff Numbers?



Save cutoff numbers and update lottery list

- *Waitlisted applications will be moved to the Offered List in existing placement order.*
- *If an offer expiration deadline is in the past, the lottery list update will not occur.*
- *If the lottery list has been published, guardians will be notified of the change.*
- *This only applies to grades where the lottery has been run in the 2024-2025 school year.*

Save cutoff numbers but do not update lottery list

Save cutoff numbers but do not update lottery list

Cancel

Save

Users with permission to **Manage Cut Off Numbers + Run Lotteries** will now have the option to update the lottery list when updating their cutoff numbers. No need to run a newly merged lottery to move up applications to the Offered list!

Cutoff Numbers Update

- **Save cutoff numbers and update lottery list**
 - When this option is selected, applications will be moved from the waitlist to offered list AND notifications will be sent to guardians when the lottery has been *previously published*.
 - No new pools are created.
- **Save cutoff numbers but do not update lottery list**
 - When this option is selected, the cutoff number update will be saved but no changes will be made to the lottery list and no notifications will be sent.

Cutoff Numbers Update

Important Notes:

- Based on the number of seats added, and the number of programs/ grades being updated, the process of moving applications and notifying guardians may take a few minutes.
 - A future enhancement to this feature will prompt the system to send an admin notification once the updates are complete.
- Cutoff numbers imported via Sync Service will not have an option to automatically update the lottery list.



Feature Highlight

Lottery Readiness Dashboard



Lottery Readiness Dashboard

The new Lottery Readiness Dashboard allows you to confirm that key elements of your lottery are configured prior to running a lottery. Items reviewed (or validated) during the readiness check are: Forms, Lottery Design, Lottery Group Design, Lottery Cutoff Numbers, Offer Expiration Dates, Notification Templates and Boundaries.

Lottery Readiness Dashboard: 2021-2022

Run configuration validations to ensure that critical components of your lottery setup are complete.

Program(s) Program Category... School(s) School Level(s)

Filter by: Not configured Requires Attention

● Configured ● Not Configured ◆ Requires Attention

! 3 of 10 programs require attention.

Program Name	Readiness Check	Notes
✓ ABBA Academy <input type="text"/>	●	The offer expiration date has passed; please confirm your dates at the program level .
✓ ABBA Academy Arts <input type="text"/>	●	The offer expiration date has passed; please confirm your dates at the program level .
✓ North South - Dual Language <input type="text"/>	●	Select an application form .
✓ ABBA Academy Copy <input type="text"/>	●	
✓ East West - IB Program <input type="text"/>	●	

Lottery Readiness Dashboard

Readiness Check

Run New Lottery

Clicking the `Readiness Check` button, found on the main lottery dashboard, will take you to the new Readiness Dashboard. From here, apply filters for the program(s) you would like to verify prior to running a lottery.

Lottery Readiness Dashboard: 2021-2022

Back to Lottery Dashboard

Run New Lottery

Run configuration validations to ensure that critical components of your lottery setup are complete.



Program(s)

Program Category(s)

School(s)


School Level(s)

Grade Level(s)

Apply Filters

Apply search criteria to see results.

Permission to see Readiness Check button



Lottery



Run Lotteries

Permission to configure Readiness Check



Settings



Schools / Programs

Lottery Readiness Dashboard








Filter by: Not Configured Requires Attention ● Configured ● Not Configured ◆ Requires Attention

9 of 10 programs require attention or are not configured.

Program Name	Readiness Check	Notes
ABBA Academy	●	3 settings require attention or are not configured, expand the row to see more info.
North South - Dual Language	●	2 settings require attention or are not configured, expand the row to see more info.
ABBA Academy Arts	●	
ABBA Academy Copy	◆	2 settings require attention or are not configured, expand the row to see more info.
East West - IB Program	◆	Please verify that boundary configuration is correct in the following areas: School Group - School - Lottery Design
East West Middle - Dual Language	◆	Please verify that boundary configuration is correct in the following areas: School Group - School - Lottery Design
Puppy School	◆	2 settings require attention or are not configured, expand the row to see more info.
T.M. Dual Language	◆	2 settings require attention or are not configured, expand the row to see more info.
Westbrook Leadership - Dual Language	◆	Please verify that boundary configuration is correct in the following areas: School Group - School - Lottery Design
Westbrook Leadership - IB Program	◆	2 settings require attention or are not configured, expand the row to see more info.

Programs that require attention will be shown at the top of the dashboard. If only one item needs review it will be displayed in the Notes column for that program. If two or more items need review, use the arrow to expand each program to identify which areas require attention.

Lottery Readiness Dashboard


^ ABBA Academy Arts			2 settings require attention or are not configured, expand the row to see more info.
Form			
Lottery Design			
Lottery Group Design			
Offer Expiration Dates			The offer expiration date has passed; please confirm your dates at the program level .
Notification Templates			

As you update settings, use the refresh icon on each program row to confirm all updated validations display as green.

^ ABBA Academy Arts			
Form			
Lottery Design			
Lottery Group Design			
Offer Expiration Dates			The offer expiration has been set at the program level .
Notification Templates			

Lottery Readiness Dashboard

Configure your dashboard



The settings icon found in the upper right hand corner of the Lottery Readiness Dashboard will take the user to the Manage Programs page. Instructions on how to configure the Readiness Dashboard are provided at the top of the page.

Manage Schools & Programs: 2021-2022

General

Schools/Programs

Date & Time

Manage Users

i To configure how the Lottery Readiness Check is displayed for each program, select one of the following options (Edit permissions are required):

- Edit an individual program and then click "Manage Readiness Check" under the Lottery Settings tab.
- Select programs, then choose "Set Lottery Settings" from the Bulk Actions menu and choose "Lottery Readiness Check".

Programs

Manage all program information and settings.

Add New Program

Lottery Readiness Dashboard

Configure your dashboard

ABBA Academy: Edit Cancel Save Program

PROGRAM INFORMATION PROGRAM ELIGIBILITY APPLICATION SETTINGS **LOTTERY SETTINGS** SCHOOL/FINDER

Primary Settings

Lottery Design
Standard Lottery

Lottery Group Design
General Lottery

Lottery Notifications to Guardians:

Accepted Placement Notification
Lottery Placement Accepted - Parent Notification

Declined Placement Notification
Lottery Placement Declined - Parent Notification

Manage Consolidated Results Notification

Accept/Decline Placement

Allow guardians to accept/decline seats from dashboard

Show lottery results on guardian dashboard

Show waiting list number on guardian dashboard

Lottery Notification to Admins:

Lottery Placement
test@test.com, test

Lottery Readiness Check:

Manage Readiness Check

Select which items you want included in the Lottery Readiness Check. This can be managed on the Edit program page or via the bulk tools.

Manage Lottery Readiness Check ✕

Which settings would you like reviewed for lottery readiness?

Form Lottery Cutoff Numbers

Lottery Design Notification Templates

Lottery Group Offer Expiration Dates

Boundaries

Cancel Save Readiness Check

Bulk Update Lottery Settings ✕

Accept/Decline Placement Change Settings

Auto Decline Published Offer Change Settings

Auto Decline Accepted Seat Change Settings

Waiting List Change Settings

Post Lottery Change Settings

General Change Settings

Lottery Readiness Check ✕ Cancel

Which settings would you like reviewed for lottery readiness?

Form Lottery Cutoff Numbers

Lottery Design Notification Templates

Lottery Group Offer Expiration Dates

Boundaries

Cancel Update Programs

Lottery Readiness Dashboard

User Permissions

- Access the Readiness Dashboard
 - Permission: Run Lotteries
- Configure the Readiness Dashboard
 - Permission: Schools/Programs
- Links
 - Form
 - Permission: Schools/Programs
 - Lottery Design
 - Permission: Schools/Programs
 - Lottery Group Design
 - Permission: Schools/Programs
 - Lottery Cutoff Numbers
 - Permission: View Cutoff Numbers
 - Offer Expiration Dates
 - Global Level - Permission: Lottery
 - Program Level - Permission: Schools/Programs
 - Notification Templates
 - Permission: Schools/Programs
 - Boundaries
 - Permission: Manage Boundaries
 - School
 - Permission: Schools/Programs
 - School Group
 - Permission: Schools/Programs
 - Lottery Design
 - Permission: Lottery

Hyperlinks from the Readiness Dashboard (to make updates in other areas of the site) will display to users based on their existing permissions for each area.

▲	ABBA Academy Arts
	Form
	Lottery Design
	Lottery Group Design
	Offer Expiration Dates
	Notification Templates



Feature Highlight

Student Profile Updates



Save Action on Student Profile

Student 2022-2023: Alan Joyce

Merge

Change History

Communications Log

Save Student

Profile

Student Profile

The **Save Student** button has been moved so that the save action now happens for each individual tab in the Student Profile. Users can now make updates to only the tabs needing a change without being blocked by required fields found on other student tabs.

Student Profile

Student ID: 7880255

First Name*	Middle Name	Last Name*
Aaron		Berger
SIS Student ID	Birthdate*	
	06/01/2020	
2020-2021 School	2020-2021 Grade	2021-2022 Grade
		11
Student Type	(for 2020-2021 school year)	
New		
SIS Enroll Status	<input type="checkbox"/> Retained	<input type="checkbox"/> Skip a Grade
	(for 2020-2021 school year)	

Guardian(s) [Add/Manage](#)

976740: Elizabeth Briney

Save Profile

Save Student Action on Student Profile

The buttons for Merge, Change History, and Communications Log are now found in the upper right corner.

The image displays two screenshots of the SchoolMint Enroll web application. The top screenshot shows the profile for 'Student 2022-2023: Alan Joyce'. A blue callout box points to three buttons: 'Merge', 'Change History', and 'Communications Log'. The bottom screenshot shows the profile for 'Student 2021-2022: Aaron Berger'. A blue callout box points to the same three buttons: 'Merge', 'Change History', and 'Communications Log'. An orange arrow points from the callout in the top screenshot to the callout in the bottom screenshot. The interface includes a top navigation bar with icons for Dashboard, Students, Applications, Lotteries, and Registrations. The left sidebar contains menu items: Profile, Information Form, Applications, Registration, Notes, and For Admins to see. The main content area shows the student's profile details, including fields for First Name, Middle Name, Last Name, Birthdate, SIS Student ID, Classroom/Teacher Info, Student Grades, and SIS Enroll Status.

SchoolMint Enroll Dashboard Students Applications Lotteries Registrations

Student 2022-2023: Alan Joyce

Merge Change History Communications Log

Profile

Information Form

Applications

Registration

Notes

For Admins to see

SchoolMint Enroll Dashboard Students Applications Lotteries Registrations Reports Events Users

Student 2021-2022: Aaron Berger

Merge Change History Communications Log

Student Profile

Student ID: 7880255

First Name * Aaron Middle Name Last Name * Berger

SIS Student ID Birthdate * 06/01/2020

2020-2021 School

Student Type New 2020-2021 Grade 2021-2022 Grade 11

(for 2020-2021 school year)

SIS Enroll Status Retained Skip a Grade

Save Student Action on Student Profile

Student 2021-2022: **Aaron Berger** Log

Profile	Classroom/ Teacher Info
Information Form	Student Class * Physics
Applications	Student Teacher Wakefield
Registration	

Classroom/ Teacher Info Save Form

The title of each Custom Student Profile Tab will display at the top of the page.



Feature Highlight

Workflow Notifications - Registration



Workflow Notifications - Registration

This Workflow Notification is For:

Select *

Registrations

Applications

Finder

Appeals

Registrations

The Registrations table has been added to Workflow Notifications. [\(Learn more about Workflow Notifications released in 2.2\)](#)

Manage Notifications

Add New Notification

Search by Notification or Email Template



Filter by Status: Enabled Disabled

Workflow Notification	Email Template	Sending To	Programs and/or Schools	Related To	Actions
Finder Changes	SchoolFinder Progra...	Single Super Admin,...	4 Programs	Finder	Disable
Application Withdrawn	Application Withdra...	Single Super Admin,...	All Programs	Applications	Disable
Registration Status Upd...	Reg Update	Single Super Admin	All Schools	Registrations	Disable

Workflow Notifications - Registration (Pre-built Triggers)

Notification Trigger *:

Select a Notification Trigger *

Registration status was updated

Registration status was updated

Registration was withdrawn

Registration was submitted

Re-registration was submitted

Address Has Changed

Custom Trigger

- **Registration status was updated:** triggered when a registrations status is changed + the registration is submitted.
- **Registration was withdrawn:** triggered when a registration is withdrawn.
- **Registration was submitted:** triggered when a registration is submitted.
- **Re-registration was submitted:** triggered when a re-registration is submitted.
- **Address has changed:** triggered when the address field values are updated, not when initially set.

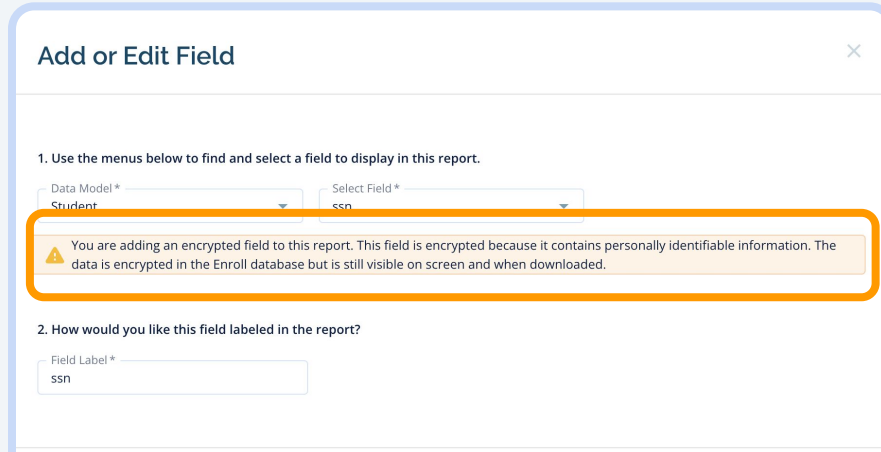


Feature Highlight

Field Encryption - SSN



Field Encryption - `students.ssn`



Add or Edit Field

1. Use the menus below to find and select a field to display in this report.

Data Model * Select Field *

⚠ You are adding an encrypted field to this report. This field is encrypted because it contains personally identifiable information. The data is encrypted in the Enroll database but is still visible on screen and when downloaded.

2. How would you like this field labeled in the report?

Field Label *

The field `students.ssn`` has been encrypted in the Enroll database. Users will still be able to view the SSN in forms, reports, and dynamic views.

A new permission, **Add Encrypted Fields**, will restrict which admin users are allowed to add the field `students.ssn`` to a report or dynamic view. This permission allows admins to have better control over PII. When adding an encrypted field to a report or dynamic view, the admin will see an alert to highlight the addition of an encrypted field.

When a user does not have this permission enabled they will not be allowed to add encrypted fields to reports and dynamic views, but the field will still be viewable in the form(s).



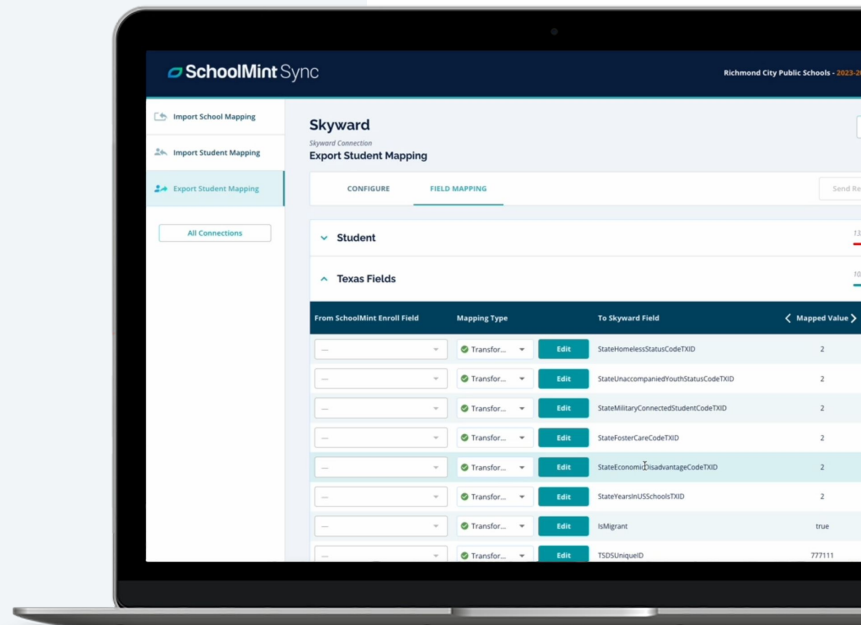
Feature Highlight

Skyward Updates - OAuth 2.0



OAuth 2.0

- Updated from basic authentication to OAuth 2.0
- Provides better security on the authentication process with Skyward Qmlativ
- Current organizations will need to update their integration access setup after this 2.3 release
- Instructions created for Skyward users available via the Skyward help desk or [Enroll Help Article](#).



Thank you!